

LUMOSIGNS
Trade Signage Solution



Textile

Lumo Sheet T

Exquisite brand image





EXQUISITE BRAND IMAGE

Lumo Sheet T



- Frame thickness is just 23 mm single sided
- Brightness up to 11000 lx on the surface depending on the size
- Single and double sided
- Low power consumption
- Wide application possibilities, from interior design to signage

Lumo Sheet T panels are a choice of luxury. The exceptional design leaves no doubt that luminous textile is the best for an exquisite image and brand lighting. Lumo Sheet T LED sheet panel frames your desired image, the patent acrylic formula ensures twice higher light scattering coefficient.

SUPPORT 24/7, PROTECTION & WARRANTY



VARIATIONS

1. Textile one-sided

One-sided LED Lumo Sheet T panels emit light with the front surface. By choosing a one-sided design, you will enjoy high-quality elegance and a thin 23 mm thick panel.

2. Textile two-sided

Two-sided Lumo Sheet T emits light with its whole surface. Use 2x more chances to stand out. The diffuser in the luminous textile panels makes the image visible from both sides. Two-sided LED panel is 50 mm thick.







3. Textile two-point cable fixation

One of the Lumo Sheet T installation options is cable fixation.

4. Textile installation options

Lumo Sheet T installation can either be portable or stationary. With the mobile stand, the LED light sheet can be moved from one place to another. Other fixation includes cables or screw mounting. Textile panels on a stand are available in sizes up to 1800 cm high and 100 cm width.

Technical specifications

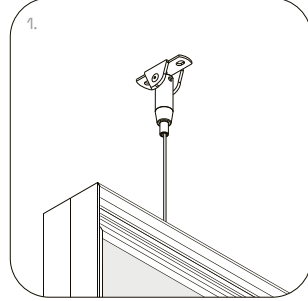
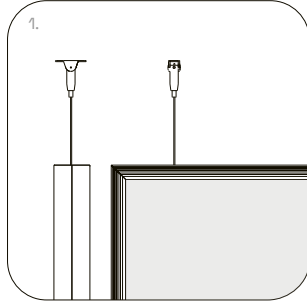
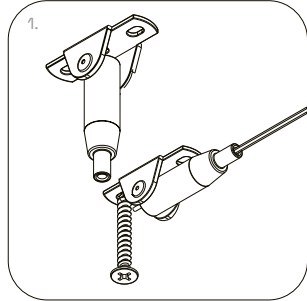
<p>MAIN MATERIAL Clear acrylic (PMMA)</p>	<p>LUMINOUS EFFICIENCY up to 160 lm/W</p>	<p>POWER SUPPLY DC 12V / 24V / CC Adaptor</p>	<p>COLOUR TEMPERATURE</p> <ul style="list-style-type: none">  3000 K  4000 K  5000 K  6500 K  CCT (Special order)  RGB (Special order)
<p>FRAME THICKNESS 23 mm S.S, 50 mm D.S.</p>	<p>IP RATING IP 20</p>	<p>WORKING VOLTAGE DC 12V / DC 24V / DC CC <small>(RGB only 12 V)</small></p>	
<p>MAXIMUM SIZE FROM ONE SHEET 2800 x 1250 mm</p>	<p>LIFETIME > 50,000 hours</p>	<p>INPUT VOLTAGE AC 100 ~ 240V 50/60Hz</p>	
<p>MAXIMUM (PROFILE) LENGHS 5000 mm</p>	<p>OPERATING TEMPERATURE -30°C ~ + 40°C</p>	<p>LED TAPE POWER one-sided 15 W/m two-sided 30 W/m</p>	

PACKAGE INCLUDES:

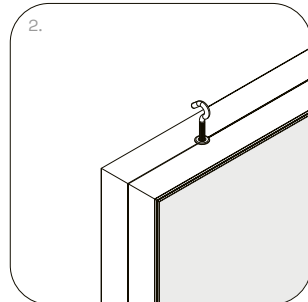
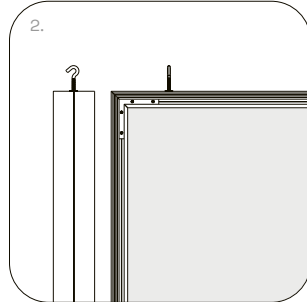
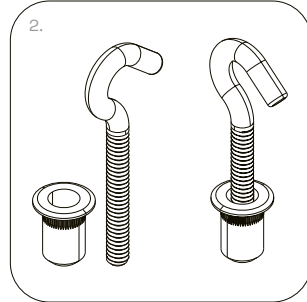
Power supply (Mean well GST series power supply)

Wall mounting brackets

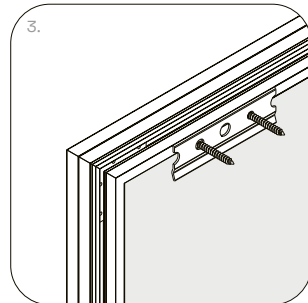
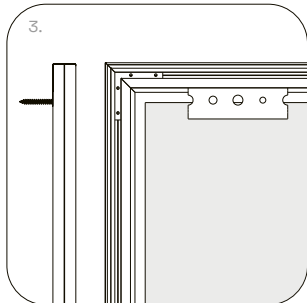
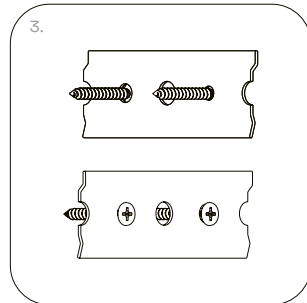
Fixing & mounting



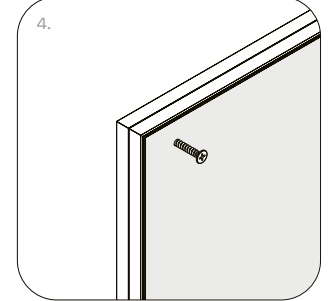
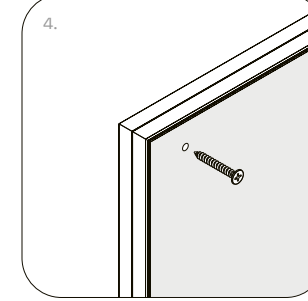
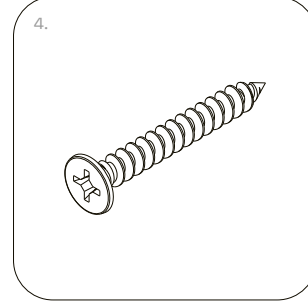
1. Two-point cable fixation. Standard for double-sided panels



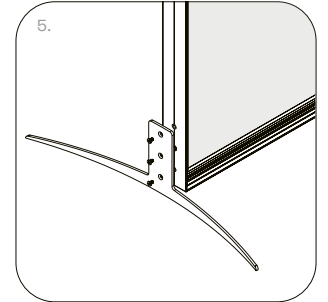
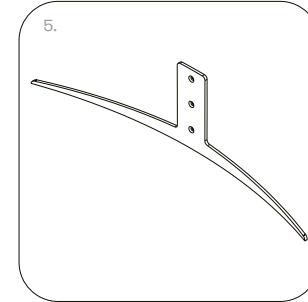
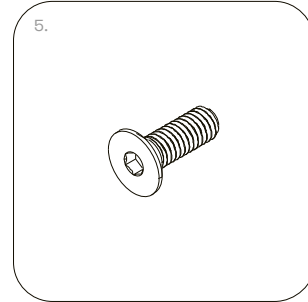
2. Screw installation



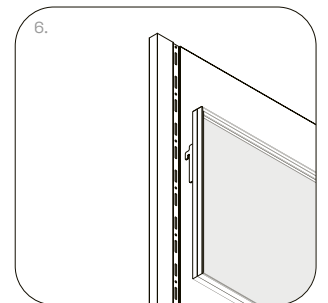
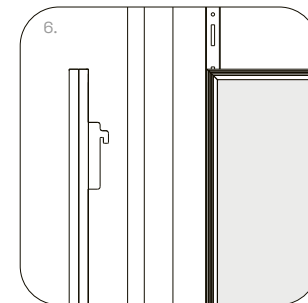
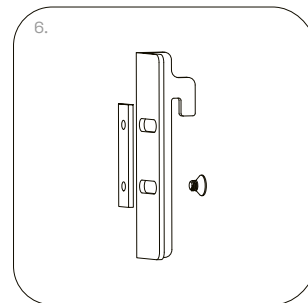
3. Wall fixation using a wall bracket. Standard for one-sided panels



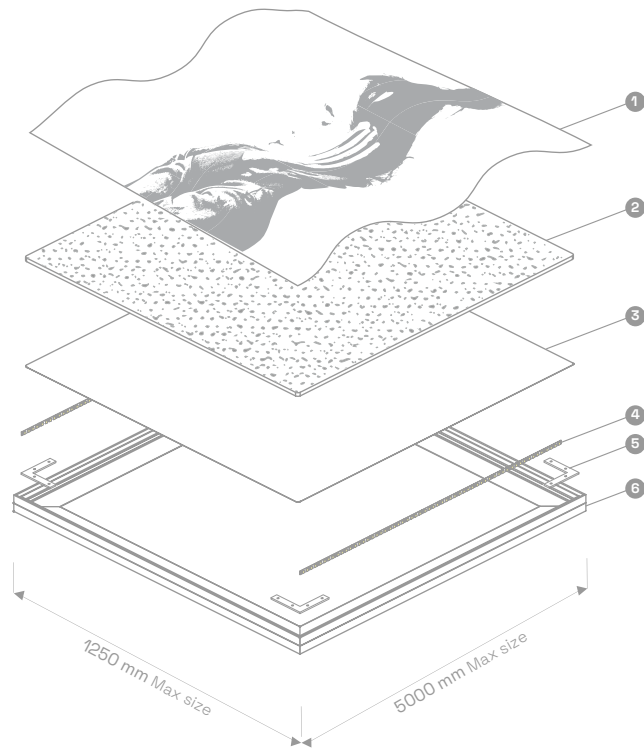
4. Pre Drill installation. Only to custom products



5. Portable stand. Medium size stands are up to 100 cm high and 50 cm width



6. Gondola shelving



PRODUCT STRUCTURE

Technical & usage

1. Textile print
2. Acrylic sheet
3. Diffuser (double-sided) / Reflector (single-sided)
4. Lumosigns LED strips
5. Brackets
6. Aluminium frame

1. Textile Print

Final step of the light panel is to choose, design and manufacture the desirable print you want to light up. Every standard textile and rigid print works perfectly with Leddex light panels

2. Acrylic sheet

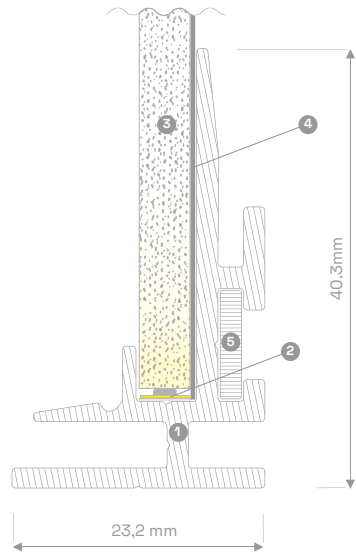
The most important part of the light panel. Acrylic sheet design for even light distribution on the entire surface of the product, leaving no room for hot spots or darker areas you want to light up

3. Reflector

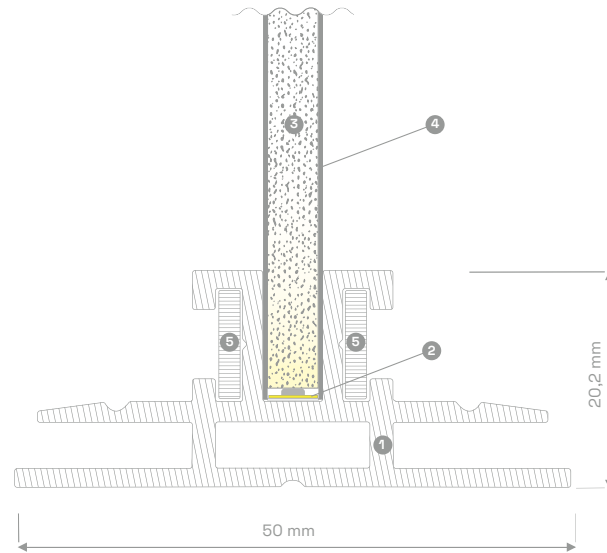
A flexible material designed for supreme light reflection and color enhancement, making the most of LED lighting and acrylic sheet

4. LED strips

High power LED strips with integrated Intelligent Control (IC) system for ultimate reliability and maximum lighting effect.



Textile Led panel - SINGLE



Textile Led panel - DOUBLE

LUMAIRE PROFILES

Lumo Sheet T frame components

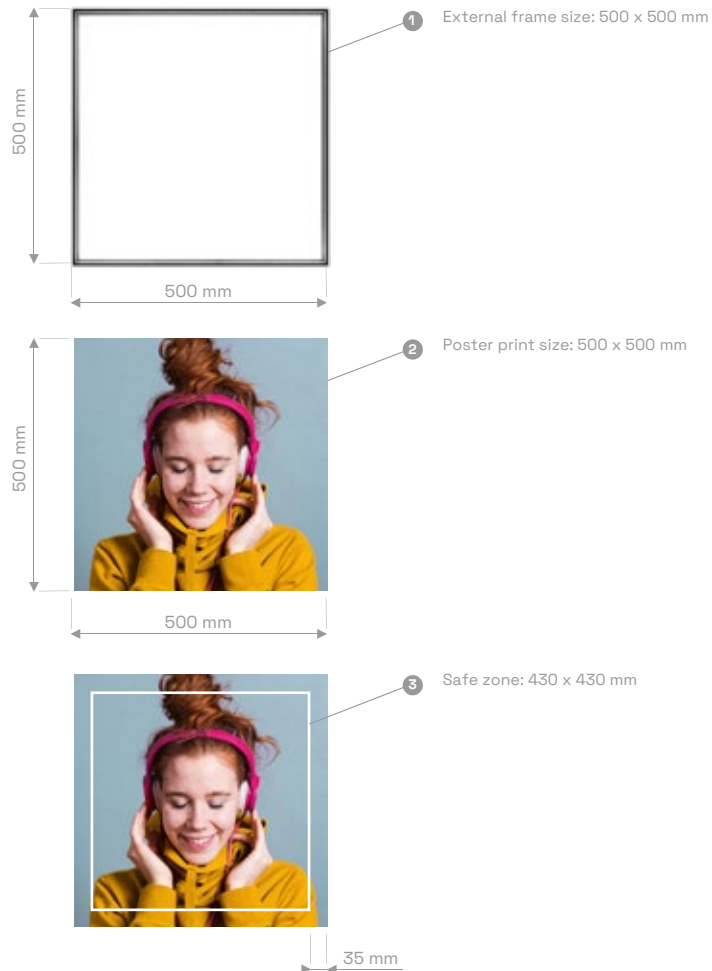
TEXTILE LED PANEL - SINGLE

1. Aluminium frame
2. Lumosigns LED tape
3. Acrylic sheet
4. Reflector
5. Brackets

TEXTILE LED PANEL - DOUBLE

1. Aluminium frame
2. Lumosigns LED tape
3. Acrylic sheet
4. Diffuser
5. Brackets

Example



PRINT - BACKLIT

Lumo Sheet T frame: file preparation

PRINTING SIZE

The print size should be the same as the external frame, with no bleeds.

SAFE ZONE

Please note that textile is an elastic material, which means graphics near the border can be stretched. To avoid any distortion or stretching of logos, straight lines, and strict geometric objects, we recommend keeping a safe zone of approximately 35 mm from each border.

DIGITAL PRINTING

For color profile and graphic file preparation for printing, please get in touch with your printing house.

Lighting Projects



We are here to provide you with reliable services.
Because we are the ones

— who inspire through light

CONTACT:

Phone

UK: +44 (0) 330 8088 054

EU: +31 (0) 315 711729

Website

lumosigns.com

Email

sales@lumosigns.com