

LUMOSIGNS
Trade Signage Solution



Opal

Lumo Sheet 0

Magnetic Sheets for Signage



ONE CLICK BACKLIT LIGHTING DESIGN

Lumo Sheet 0



- Frame Thickness is just 15 mm (single or double-sided)
- Brightness up to 11000 lx on the surface depending on size
- Single or double sided, curved
- Low power consumption
- Wide application possibilities, from interior design to signage
- Opal acrylic 2 mm
- PVC film

Lumo Sheet 0 is an opal acrylic light diffusing sheet with PVC print. The LED light panel is specifically suitable for directional sign lighting.

SUPPORT 24/7, PROTECTION & WARRANTY



VARIATIONS

1.-2. Wayfinding wall fixation

Affix your Lumo Sheet 0 to the wall anywhere you need with one simple click.







3. Wayfinding one-sided

Lumo Sheet 0 with reflector emits light from the front.

4.-6. Wayfinding portable stand

Two-sided Lumo Sheet 0 emits light from both the front and rear of the surface. Portable stand is a mobile installation that facilitates the use of the LED panel.

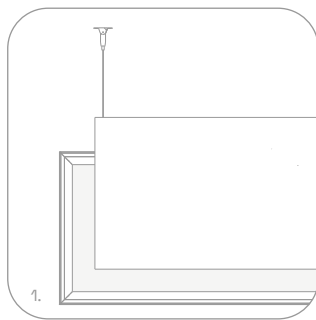
Technical specifications

<p>MAIN MATERIAL Clear acrylic (PMMA)</p>	<p>LUMINOUS EFFICIENCY up to 160 lm/W</p>	<p>POWER SUPPLY DC 12V / 24V / CC Adaptor</p>	<p>COLOUR TEMPERATURE</p> <ul style="list-style-type: none">  3000 K  4000 K  5000 K  6500 K  CCT (Special order)  RGB (Special order)
<p>FRAME THICKNESS 15 mm (S.S. and D.S.)</p>	<p>IP RATING IP 20</p>	<p>WORKING VOLTAGE DC 12V / DC 24V / DC CC <small>(RGB only 12 V)</small></p>	
<p>MAXIMUM SIZE FROM ONE SHEET 2800 x 1250 mm</p>	<p>LIFETIME > 50,000 hours</p>	<p>INPUT VOLTAGE AC 100 ~ 240V 50/60Hz</p>	
<p>MAXIMUM (PROFILE) LENGHS 5000 mm</p>	<p>OPERATING TEMPERATURE -30°C ~ + 40°C</p>	<p>LED TAPE POWER one-sided 15 W/m two-sided 30 W/m</p>	

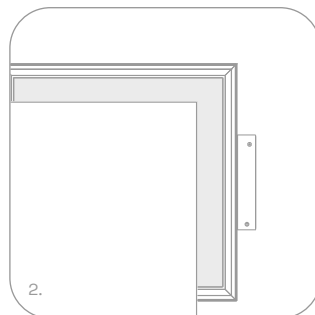
PACKAGE INCLUDES:

Power supply (Mean well GST series power supply)

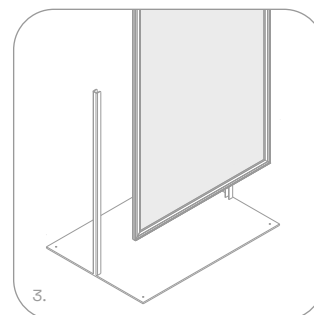
Fixing & mounting



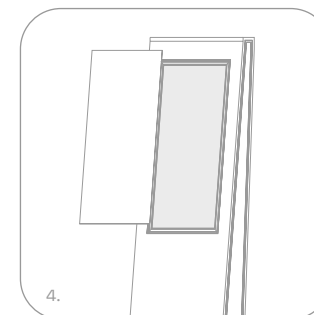
1. Two-point cable fixation.
max 2000 mm, max 20 kg



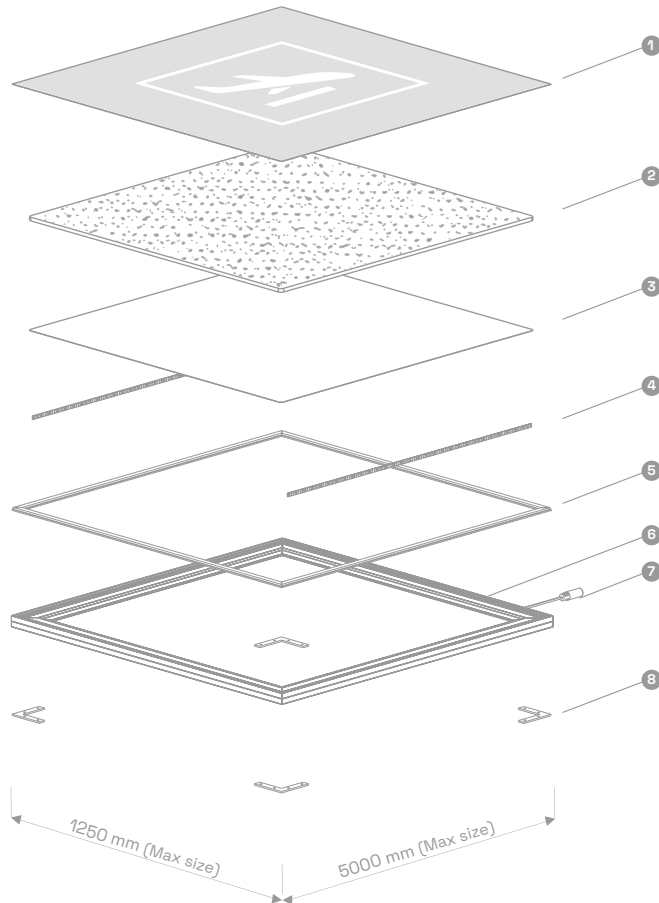
2. Wall fixation



3. Portable stand.



4. Portable stand.



PRODUCT STRUCTURE

Technical & usage

- | | |
|---------------------------------|--------------------|
| 1. PVC film on opal | 5. Magnet |
| 2. Lumosigns light-guided plate | 6. Aluminium frame |
| 3. Reflector | 7. DC cable |
| 4. LED tape | 8. Brackets |

Print

The final step of the light panel is to choose, design and manufacture the desirable print you want to light up. Every standard PVC film on milky and rigid print works perfectly with Lumosigns light panels.

Lumosigns light-guide plate

The most important part of the light panel is the acrylic sheet designed for even light distribution on the entire surface of the product, leaving no room for hot spots or darker areas you want to light up.

Reflector

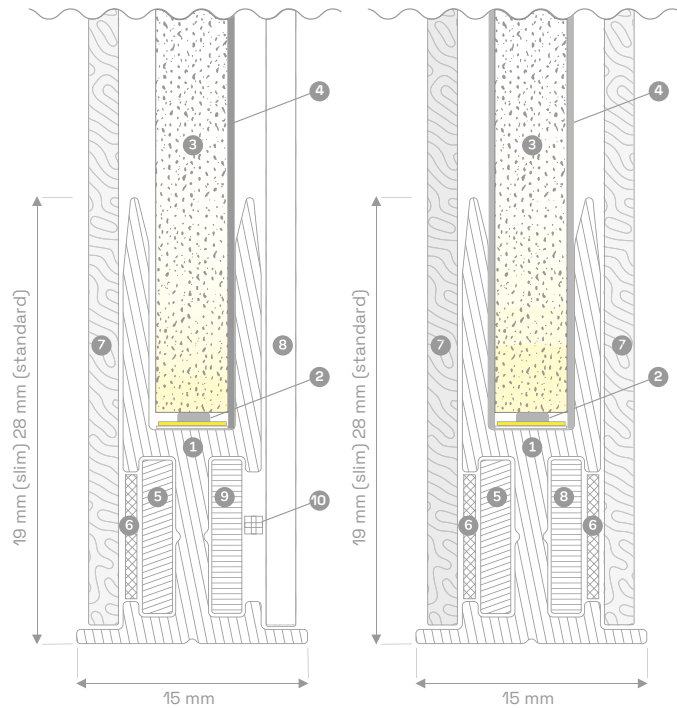
A flexible material designed for supreme light reflection and color enhancement, making the most of LED lighting and acrylic sheet.

LED strips

High power LED strips with integrated Intelligent Control (IC) system for ultimate reliability and maximum lighting effect.

Magnetic frame

To deal with the heat LED bar is generating, high cooling efficiency aluminum frames are used to cool down the LED bar and to ensure optimal operating temperatures and long lifespan of the product.



Magnetic Led panel - SINGLE

Magnetic Led panel - DOUBLE

PROFILES

Lumo Sheet 0 frame components

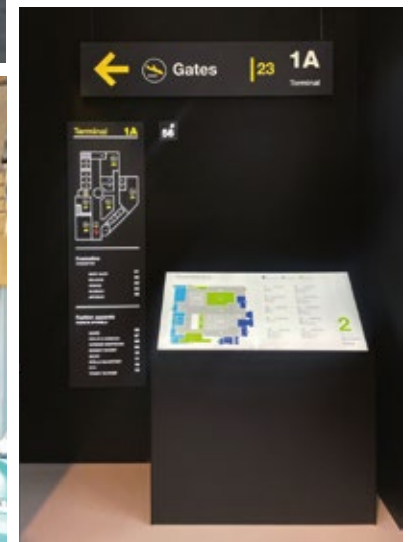


MAGNETIC LED PANEL - SINGLE

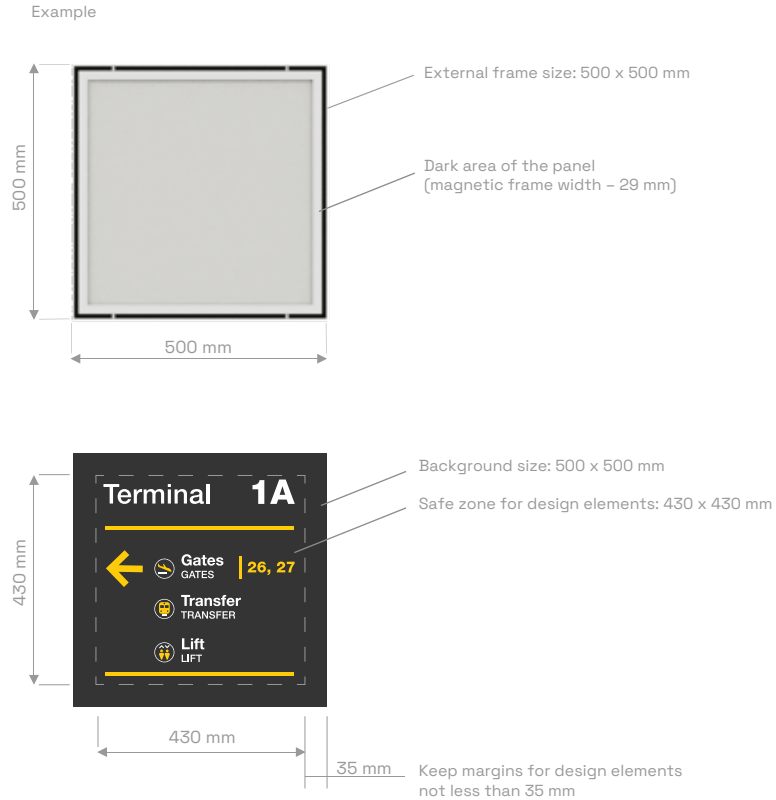
1. Aluminium frame
2. LED strips
3. Lumosigns light-guided plate
4. Reflector Lumosigns
5. Magnet
6. Metal strip
7. Protective acrylic sheet
8. Aluminum back plate (optional)
9. Brackets L shape
10. Screw

MAGNETIC LED PANEL - DOUBLE

1. Aluminium frame
2. LED strips
3. Lumosigns light-guided plate
4. Diffuser
5. Magnet
6. Metal strip
7. Protective acrylic sheet
8. Brackets

Lighting Projects





PRINT ON BACKLIT

Lumo Sheet 0: file preparation

Lumo Sheet 0 top visual layer production consists of: color printing on milky sheets and plotter cutting of self-adhesive PVC.

DESIGN ELEMENTS AREA

Please note that the standard magnetic frame is 29 mm wide. This means that the 30 mm wide margins are unlit areas. The safe zone for lighted design elements should be 35 mm smaller from each border.

FILE PREPARATION

All elements for cut plotting should be in vector file format. For detailed file preparation, please get in touch with your printing house.

CALCULATION EXAMPLE

EXTERNAL FRAME (BACKGROUND) SIZE	DESIGN ELEMENTS AREA
500 x 700	430 x 630
1000 x 700	930 x 630
594 x 840 A1	524 x 770
2800 x 1250 Max size	2730 x 1180

We are here to provide you with reliable services.
Because we are the ones

— who inspire through light

CONTACT:

Phone

UK: +44 (0) 330 8088 054
EU: +31 (0) 315 711729

Website

lumosigns.com

Email

sales@lumosigns.com