



LUMO LUX

Lumo Lux

Our biggest seller,
the mighty Lumo LUX!


LUMO LUX | Lumo Lux


Overview

High quality LED and quality materials for perfect illumination.

Features

 25mm - 30 mm depth


 Weather-resistant – PVDF paint

 > 3 mm stroke width


 IP68 certified

 8 illumination profiles

 UL components

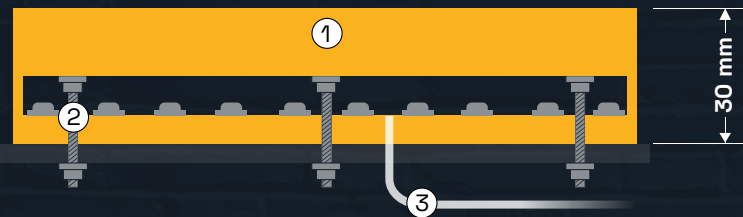
 Corner Radius > 1.24mm or 0mm (Laser cut)

 UV resistant Acrylic

 12 hour age tested

 CE certified

Profile



1. LED acrylic
2. Threaded rod fixing points
3. Power Cable (12v)



Options

3M colours

NO: 3630-20	NO: 3630-22	NO: 3630-68
NO: 3630-108	NO: 3630-78	NO: 3630-128
NO: 3630-49	NO: 3630-143	NO: 3630-44
NO: 3630-74	NO: 3630-125	NO: 3630-136
NO: 3630-116	NO: 3630-76	Custom



Custom colours available
(2-3 weeks lead time & MOQ)

Controllers



LED Single Color Controller



Model

Input Voltage
Max. current load
Max output power
Scale level
Dimension
Package Size
Wieght (G.W)
Remote Distance

No RF remote

DC5V-DC24V
8A/CH×3
120W(5V)/290W(12V)/580W(24V)
4096 levels×3
L165×W56×H36(mm)
L170×W60×H40(mm)
160g
None

With RF remote

DC12V-DC24V
8A/CH×3
290W(12V)/580W(24V)
4096 levels×3
L165×W56×H36(mm)
L170×W60×H40(mm)
190g
30m with obstacles;
60m without obstacles



Constant Voltage Rotary RGB Controller



Model

Input Voltage
Output current
Output power
Scale levels
Dimension
Weight

Rotary RGB controller

DC12V-DC24V
6A/3CH
216W(12V)/432W(24V)
4096 level×3
L176×W46×H30(mm)
160g



Custom controllers available to suit your project


LUMO LUX | Lumo Lux

Options


Illumination




✓ LUX1: Front lit




✓ LUX2: Front & side lit



✓ LUX3: Side lit




✓ LUX4: Contour lit



✓ LUX5: Back lit



✓ LUX6: Front & back lit



✓ LUX7: Half side & back lit



✓ LUX8: Front & half side lit

Get in touch



+31 (0) 315 711729



+44 (0) 330 8088 054

Email Us

sales@lumosigns.com

Visit our website

lumosigns.com